


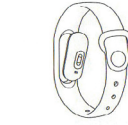
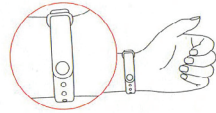


Mi band 2

1. Assembling the bracelet



- a Take the strap and bracelet tracker

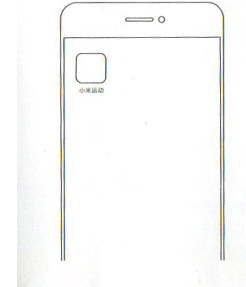


- b Insert tracker into strap

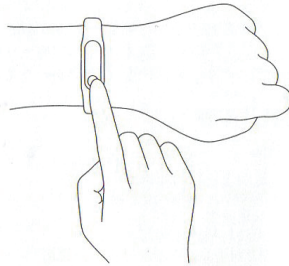
- c Put bracelet on hand

2. Install Mi Sport App on your smartphone

To install Mi Sport App, enter Mi Store or Apple Store, find the app «Mi Sport» or scan QR-Code shown below.



Pairing smartphone with Mi Band 2




Open Mi Sport App, login to your account and find Mi bracelet. When the bracelet vibrates and the tracker appears on a screen, click the button on bracelet to complete a successful pairing of devices.

4. Using Mi Band 2

After the successful pairing of devices, bracelet immediately begins to calculate and analyze your movements, sleep, etc. By clicking on the bracelet, you can check the current time, the number of steps passed and your heart rate indication.



Time



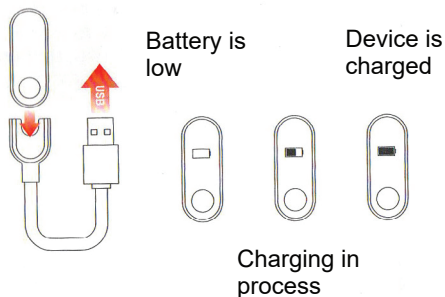
Steps



Heart Rate

Charging of the bracelet

If the bracelet battery is low, immediately connect the charger.



Specifications

Name: Mi band 2;

Model: XMSH04HM;

Weight of tracker: 0.7g;

Temperature range: -10C – 50C;

Bracelet length: 235 mm;

Fastener material: aluminium alloy;

Requirements: Bluetooth 4.0 on Android 4.4 or iOS 7.0 and newer;

Capacity of a battery: 70 mAh;

Battery type: Lithium-polymer battery;

Wireless connection: BLE 4.0

Water resistance level: IP67

Adjustable bracelet length: 155mm-210 mm;

Bracelet material: thermoplastic elastomer;

Warranty

After-sales servicing is carried out according to the law on «The rights of consumers of China» and «Law on product quality of China». Warranty service includes:

During the warranty period you have the right to repair, modify or return a good. For repair, replacement or return of goods, you must have a receipt, check or warranty card.

1. Within 7 days of purchase, in case of any problem with «fault list» Xiaomi service center determine the cause of the problem, then you can choose a free replacement, return or repair a product.

2. Within 8-15 days after the purchase, in case of any problem with «fault list» Xiaomi service center defines the problem, then you choose a free replacement of product or repair.

3. Within 12 months from the date of purchase, in case of any problem with «fault list» Xiaomi service center defines the problem, then you able to repair a product for free.

List of faults

Tracker : Improper operation features of the device described in the instructions.

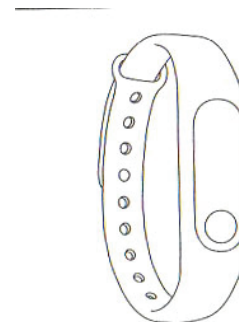
Problems with display / incorrect display of characters / symbols are not displayed.

Improper operation or malfunction of vibration.

Problems with synchronization of devices.

Cracks / breakage due to design or material of the device.

Cable: Problem with charging of device.



The presence of toxic and hazardous substances

Name	Toxic and dangerous elements and materials					
	Pb	Hg	Cd	Cr	PBBs	PBDEs
Bracelet body	x	o	o	o	o	o
Battery	o	o	o	o	o	o
Strap	o	o	o	o	o	o
Fastener	o	o	o	o	o	o
USB cable	x	o	o	o	o	o

O: toxic and harmful substances in all components of the device are contained in an amount below the limit value according to SJ / T11363-2006 «requirements limit the presence of toxic and hazardous substances in products.»

X: means the presence of toxic and hazardous substances at least one of the components of the device in an amount that exceeds the threshold, according to SJ / T11363-2006 «requirements limit the presence of toxic and hazardous substances in products.»

Copper alloy of the tracker and cable contains a small amount of aluminum alloy.

This product meets EU RoHS requirements and regulations on environmental protection;

International country still can not replace or reduce the aluminum content in a copper alloy.

Under normal operating conditions, the leakage of hazardous substances or elements of the device are not possible.